



hover

W



F



25 must-have tools for web designers



Tt
typegenius




GRAPHIC
BURGER



HIPSTER IPSUM



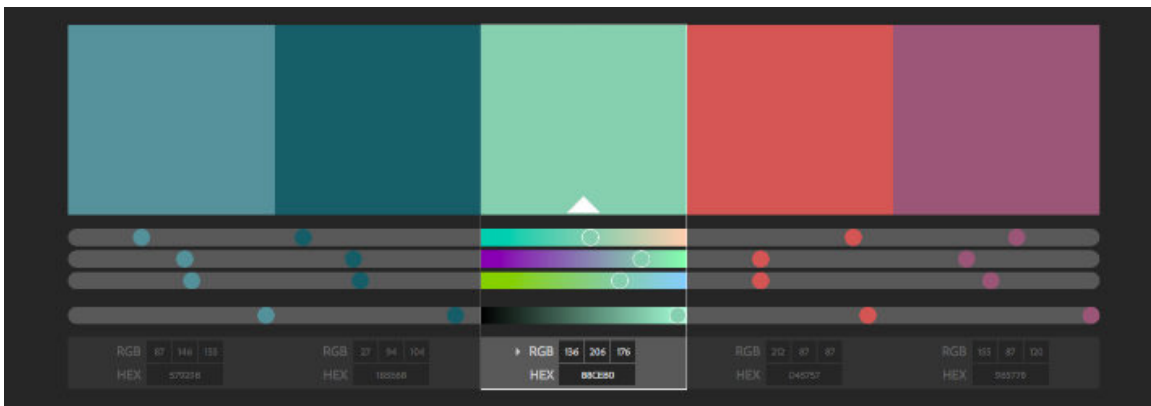
Marvel



A designer's toolkit can be the key to their success, but how do you know what tools to include in your workflow? We think these 25 tools are must-haves for any successful web designer. Check 'em out!

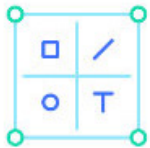
01 Adobe Color

Still searching for the perfect color palette? With a little help from Adobe Color, you'll have a stunning color scheme in no time. Whether you're already working with a color or two or you're starting from scratch, this handy little tool will help you find up to five colors that work wonderfully together. You can create a custom palette or try using one of their color rules, which include Analogous, Monochromatic, Triad, Complementary, Compound, and Shades. And the best part? This tool is completely free and you can access it right in your browser, which means no payments and no downloading. [Try it out!](#)



02 Atomic

For all fans of interactive design, Atomic is a tool you won't want to miss. It integrates with both Photoshop and Sketch to pull in your designs, and then allows you to lay out your states and instantly animate between them. Don't worry about coding – this tool is all about creating beautiful interactions in a simple way. Once you're happy with your work, you can share it with collaborators and even view it on any device, including the Apple Watch. [Try it out!](#)



03 Avocode

There's nothing quite like discovering a new tool to help you collaborate with your team more effectively, and that's exactly what Avocode will do. For any designer collaborating with a developer (and vice versa), this tool will help simplify the hand-off process by including all the little details that each role needs. For example, designers don't have to worry about describing every little detail – Avocode will automatically generate the specs. And developers will have everything in one easy to access space and won't have to try to navigate Photoshop. It's a win-win! [Try it out.](#)

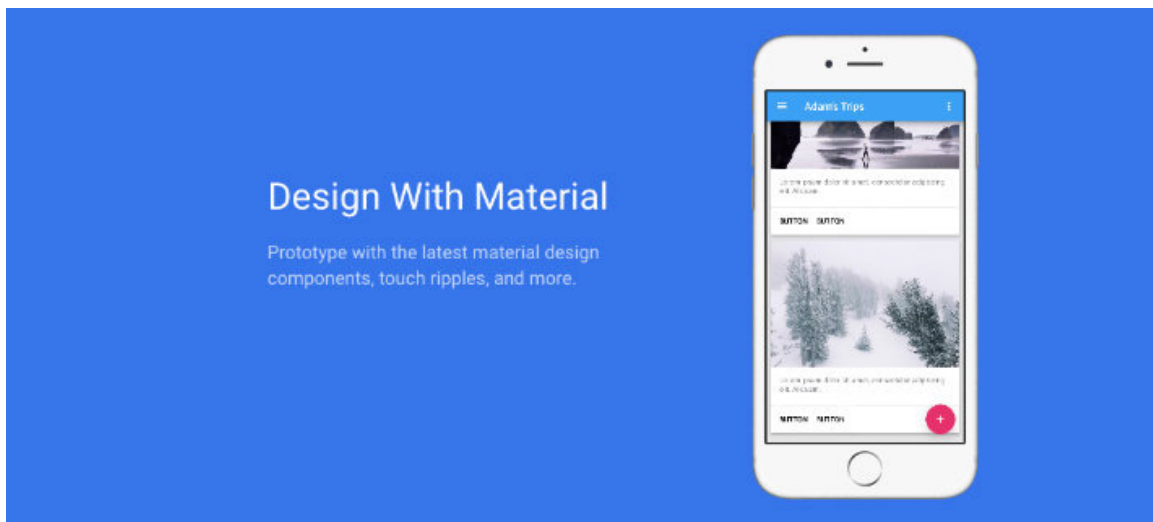


04 CodeKit

If you're more of a developer and actually work with code, CodeKit is a nifty piece of software that will help you build the HTML, CSS, and JavaScript for your site. It automatically compiles Sass, LESS, HamI, Markdown, Coffeescript, and other preprocessing languages, allowing you to develop your site in whatever language you're most productive in. It also auto-refreshes your browser as you make changes to the HTML and style, so you don't have to bounce back and forth between your text editor and your browser. It's a serious time-saver. [Try it out!](#)

05 Form

Material design is still one of the most popular design trends, and Form makes it easier than ever to prototype with it. It also joined the Google family, so you know it's a quality tool. With Form, you can prototype with the latest material design components, interactive effects, and more on any device. It's incredibly fast and make collaborating with the rest of your team super duper simple. [Try it out!](#)



06 Foundation

As we all know, designing for every size screen is incredibly important, and sometimes a lot more challenging than it should be. Foundation, however, will help you create responsive sites that are ready for the future. It's a front-end framework that allows you to not only save time, but also write better code. Code that will help your site, app, or email look good on any screen size. [Try it out!](#)



FOUNDATION FOR
Sites



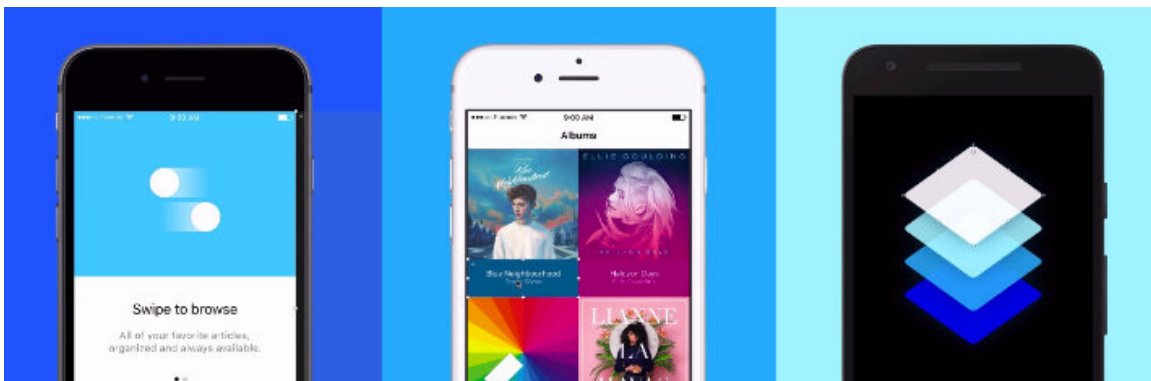
FOUNDATION FOR
Emails



FOUNDATION FOR
Apps

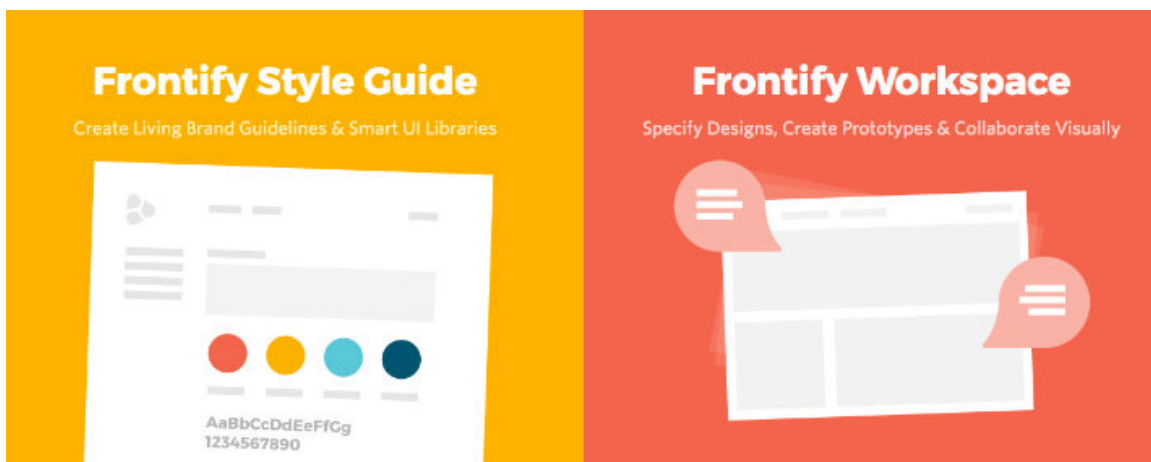
07 Framer

Whether you're experienced with code or just starting out, Framer provides an incredible interface to give you the best of both the code and design worlds. For beginners, this tool can help you learn how to code and prototype your ideas. For those who are already experienced, it's a great way to visualize your code and watch your ideas come to life. [Try it out!](#)



08 Frontify

This tool is incredible handy when you're working with multiple designers on a project. It'll help you create living brand guidelines and smart UI libraries, so everyone always has access to the information they need. (And you won't have to create the brand guide book from scratch!) Plus, the workspace was built to maximize efficiency when collaborating, so working with others will be a super smooth process. [Try it out!](#)



09 Google Fonts

Every web designer needs to have a stellar selection of fonts to choose from, and with Google fonts, you'll have over 500 options to sort through. Plus, it's super simple to use. All you have to do is find one you'd like to use, then enable it on your website with a simple line of code. That's it! It's easy-peasy and a great resource to have in your toolkit. [Try it out!](#)



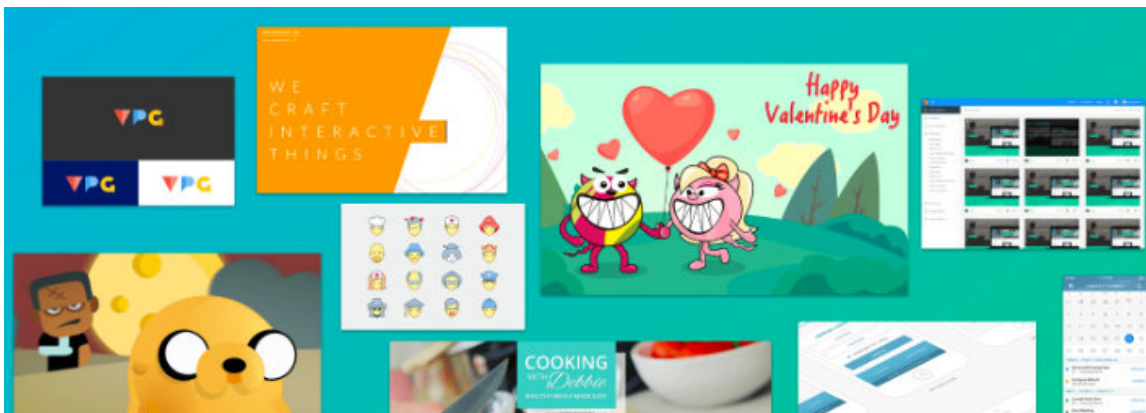
10 Graphic Burger

Whether you're on the hunt for a fancy new font, a realistic product mock-up, or a seamless background for your next pattern, Graphic Burger probably has what you're looking for. This site is full of free resources to help you draft up beautiful designs. Plus, if you're looking for something specific, you can use the search feature to find the perfect asset. [Try it out!](#)



11 Gravit

Tired of the typical design software? Gravit is a free design tool that runs right in your browser; no downloading required! It's perfect for whipping up quick social images or simple graphics. And with a large variety of templates to start with, it's perfect for new designers to experiment or for teaching your clients how to design their own content. [Try it out!](#)

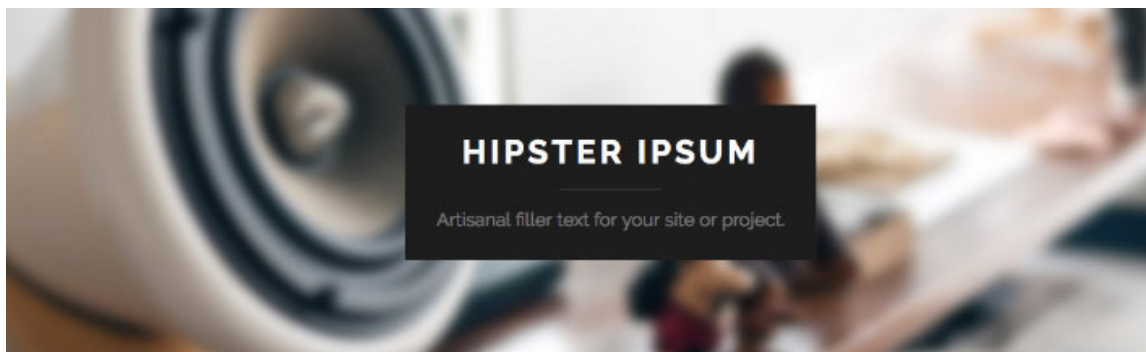


12 Hipster Ipsum

Lorem Ipsum is so last year. These days, there's a filler text generator for just about any topic you'd like. Naturally, we wanted to include Hipster Ipsum for all of you artisanal coffee drinking designers out there, but some other clever options include:

- [Bacon Ipsum](#)
- [Cat Ipsum](#)
- [Hairy Ipsum](#)

To spruce up your mockups, try using your favorite Ipsum generator, or surprise your clients by finding one they'd like. [Try Hipster Ipsum here!](#)



13 Hover

Registering domains isn't always the most fun thing to do in the world, but Hover sure helps the process! It's just a super simple way to register domain names and is very straightforward with pricing – don't worry about any wacky fees or hidden costs. [Try it out!](#)



14 InVision

InVision is a design mockup prototyping tool that brings your designs to life. Built to foster collaboration and iteration, InVision helps you design, review, and user-test a product before writing a single line of code and allows your team members to interact with and give feedback on your work. With tools for design prototyping, feedback, task management, and version control, InVision is an incredibly powerful design tool. [Try it out!](#)

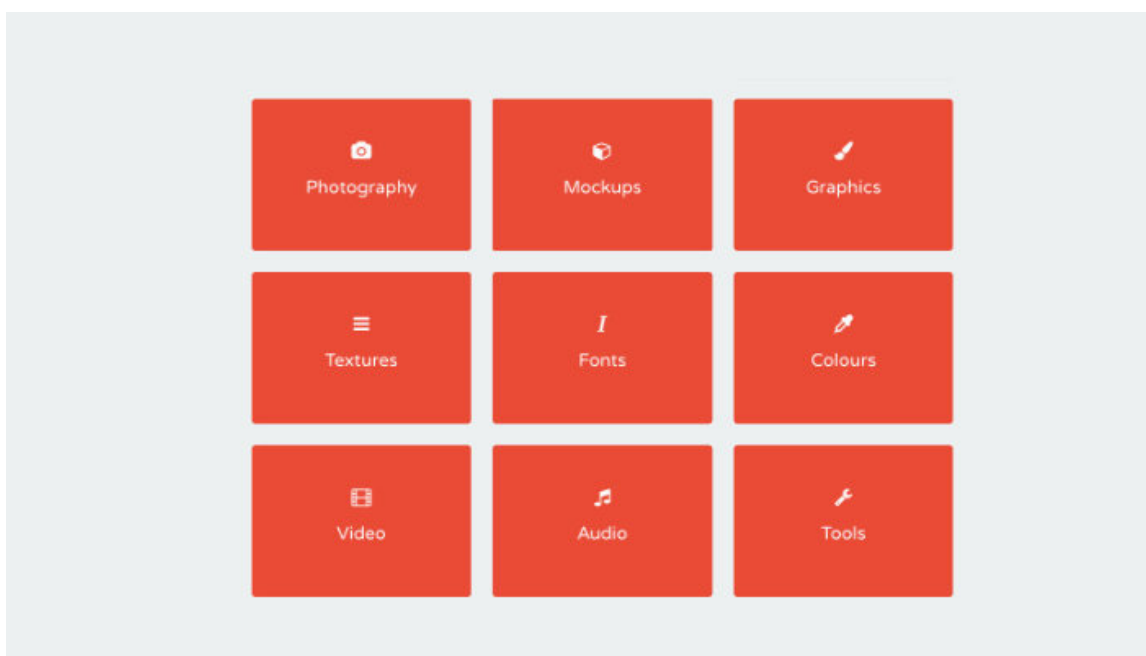
15 Kyle Brush

Calling all Photoshop artists – Kyle Brush is a website you'll definitely want to bookmark. Created by Kyle T. Webster, this site sells some of the greatest Photoshop brushes for illustrators, animators, and designers. There's a wide variety of brushes, and they're all very reasonably priced. [Check it out!](#)



16 Makerbook

Everyone loves a fantastic freebie, right? But if you've ever looked for some free resources online, you know there's A LOT to sort through. Makerbook is a directory of the best free resources online, so instead of sifting through Google results, you can simply consult this site. Basically anything you could need as a designer, Makerbook has suggestions on where to find it. [Try it out!](#)



17 Marvel

Prototyping is an incredibly important phase of the design process, which is what Marvel aims to help you excel at. You can create work directly in the app or add in graphics from Sketch or Photoshop. It's an easy process to add in gestures and transitions, so you and your team can envision exactly what your work will feel like once it's live. [Try it out!](#)

18 Pen and Paper

No, this isn't some fancy new software, it's just good old pens and paper. No matter how advanced design tools get, there's nothing that's quite the same as just sketching your ideas out on paper. Plus, there are lots of notebooks out there that are tailored towards designers. [Check 'em out on our blog, The Layout!](#)




19 Pixate

Pixate is another prototyping tool that has joined forces with Google. It generates 100% native prototypes, which allows you to see your work on any device as if it's already live. Then once you're ready, you can share your work with your team and communicate right in the app to speed up your workflow. [Try it out!](#)


20 Principle

Working on animating a site? Pixate makes it super easy to design interactive user interfaces. Whether you're designing a simple microinteraction or the flow of a multi-screen app, Principle is built for the biggest and more creative imaginations. [Try it out!](#)



21 Qards

Qards is a quality tool that is making web design easier than ever before. Don't waste time coding or even designing – simply choose from pre-designed cards to build the website of your dreams. It allows you to mix and match a variety of features so you can use only the elements that your site needs. [Try it out!](#)



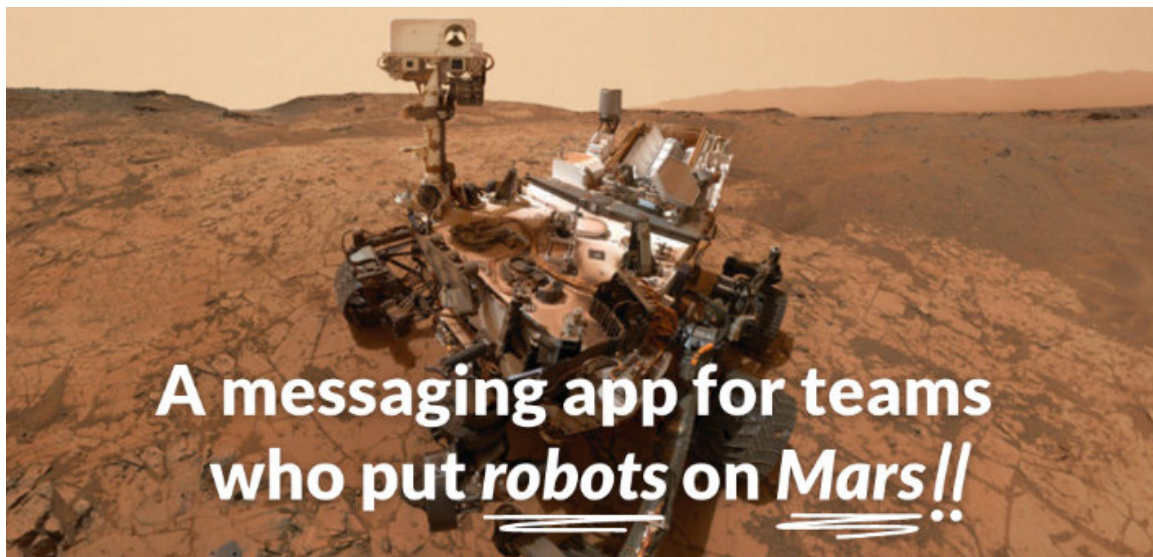
22 Sketch

Sketch is a lot like Photoshop, but in some ways, even more robust. It's a powerful application that lets you design and create interfaces. Sketch gives users power, flexibility, and speed all in a lightweight and easy-to-use package. Plus, it was built specifically with designers in mind, so it has all the essential tools you'll need. [Try it out!](#)



23 Slack

Slack has quickly become a favorite form of communication for many designers and creatives. It makes communicating with coworkers and friends fun, effective, and effortless. It integrates with lots of other tools you might use, and you can also join public Slack channels to network with other designers like you. [Try it out!](#)



[Looking for the best Slack channels for designers? Check out our top 16.](#)

24 Type Genius

Finding the perfect font for a project is an important decision, but finding the perfect fonts to work together is equally as (if not more) important. That's where Type Genius comes in – this nifty site will help you find a beautiful font combination. Simply choose your starting font, and it will generate recommendations for a secondary typeface. Plus, you'll even get a glimpse at a real website using that combination. [Try it out!](#)

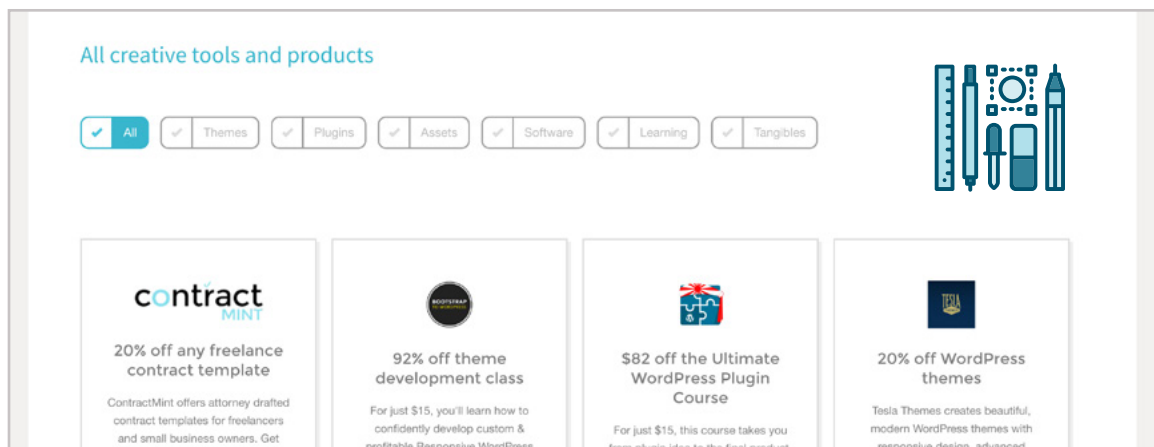


25 Webflow

Webflow is a hosted platform that allows web designers to create responsive websites visually, without writing any code. This is a great solution for designers who aren't quite comfortable with coding an entire site or if you're just starting to learn web design. [Try it out!](#)

Flywheel's Creative Toolbox

Finding new tools is great, but sometimes their prices aren't. That's why we've created our Creative Toolbox, which contains over \$4,000 in deals and discounts on some of the best tools around for web designers. From WordPress theme and plugins to tangible goods like pens and notebooks, the Creative Toolbox will help you build beautiful, fast, secure sites on the WordPress platform. [Check it out!](#)



The screenshot displays the 'All creative tools and products' section of Flywheel's Creative Toolbox. It features a navigation bar with filters: All (selected), Themes, Plugins, Assets, Software, Learning, and Tangibles. To the right is an icon representing creative tools like a ruler, pens, and a tablet. Below the navigation are four product cards:

- contract MINT**: 20% off any freelance contract template. ContractMint offers attorney drafted contract templates for freelancers and small business owners. Get
- BOOTHBY**: 92% off theme development class. For just \$15, you'll learn how to confidently develop custom & profitable Responsive WordPress
- WordPress Plugin Course**: \$82 off the Ultimate WordPress Plugin Course. For just \$15, this course takes you from plugin idea to the final product.
- TESIA**: 20% off WordPress themes. Tesia Themes creates beautiful, modern WordPress themes with responsive design, advanced



What is Flywheel?

Flywheel is a delightful platform that empowers designers, developers, and digital agencies to focus on what they do best — building beautiful, functional sites for their clients. We make it a breeze to create and develop WordPress sites, handle hosting, manage projects, and ultimately scale your business.

Stop wasting time on server management, security plugins, caching, and all those other boring repetitive tasks that take your focus away from growing your business and jeopardize your relationship with clients. Get Flywheel and get back to doing what you love.

CONTACT SALES

sales@getflywheel.com | (888) 928-8882

Or, sign up at getflywheel.com



FLYWHEEL